

KELLER

*infrared
temperature
solutions*

ITS



NO1 in terms of
ACCURACY
RELIABILITY
INNOVATION



Measuring system CellaCombustion

Temperature measurement of sooty flames
and hot combustion gases in incineration plants

Measuring system CellaCombustion

Within the framework of legal regulations and licensing requirements, the limit values for NO_x emissions must be complied with. The pressure is increasing on the operators of thermal waste incineration plants to reduce operating costs. At the same time efforts are made to increase the efficiency of the furnace and to minimize the wear of the furnace wall. For all optimization options, the correct measurement of the temperature in the combustion chamber represents a crucial measure. Nitrogen oxides arise from the nitrogen content in the waste and the high combustion temperatures, which are necessary for the destruction of the organic pollutants. In the temperature range of 850 to 1050 °C the nitrogen oxides are converted to nitrogen (N₂) and water (H₂O).

Temperature is measured by means of thermocouples near the wall. The inertia of the thermocouples causes a wide range of process control fluctuations. Thermocouples age so that measurement errors increase over time. The thermocouples must therefore be replaced regularly. This results in permanent consumption costs. Therefore, the use of wear-free pyrometers which determine the temperature in milliseconds from the infrared radiation of the measurement object is considered advisable for this measurement task. Different devices are used, depending on the measuring point.

Measuring point Firebed 1 7

CellaTemp® PK 51/CellaTemp® PX 13/CellaPort PT 113

These devices were developed especially for temperature measurements in flame heated furnaces. Thanks to the selective spectral range of 3.9 µm, water vapour and CO₂ existing in the pyrometer's field of vision have no effect on the measuring results. This allows precise measurements of the firebed through flames and combustion gases.

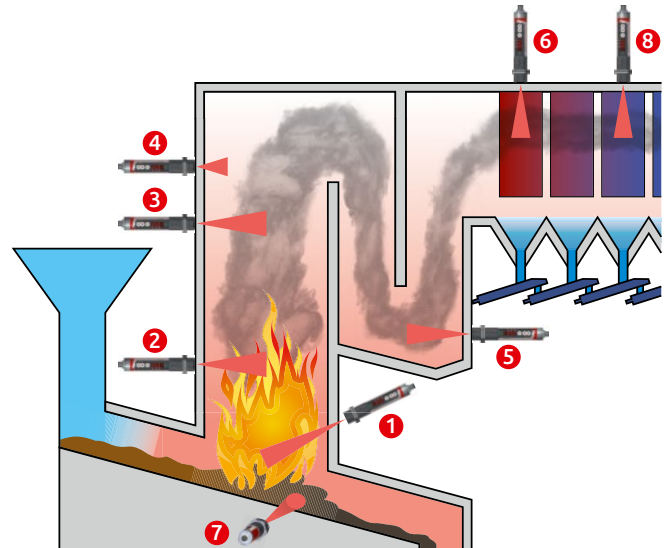
CellaTemp PK 68

If there is no flame in the pyrometer's field of view, the CellaTemp PK 68 ratio pyrometer is preferably used to measure the firebed. Due to the special measuring method, the pyrometer delivers reliable measured values even in the case of stronger visual obstruction due to soiling.

Measuring point Sooty flames 2

CellaCombustion PK 62/PX 47/PT 147

Special pyrometers are used for non-contact temperature measurement of sooty flames in coal-fired power stations and incineration plants. The measurement and signal processing, both based on the two-colour method, detect the heat radiation of the soot emitting particles of the flame in the near infrared range at two wavelengths. In order to correct the influence of the wavelength-dependent radiation properties of the soot particles and the optical density of flames, a special algorithm is used during the temperature determination. The flame temperature can be used to optimize burnout in the furnace operation, reduce pollutant emissions and minimize slagging of the combustion chamber and heat exchangers.



Measuring point hot CO combustion gases 3

CellaCombustion PK 73 / PX 18 / PT 118

The devices detect the infrared radiation in a special wavelength range in which the carbon monoxide of the hot combustion gas has a high optical density. The pyrometer uses this to measure the temperature of the hot gases inside the boiler through the cold gas in the viewing opening and in the area close to the wall. The measuring depth depends on the concentration of the carbon monoxide and the proportion of particles in the gas at the measuring point. The devices are used in large combustion plants (> 4m) such as thermal waste-disposal plants and coal power plants.

Measuring point hot CO₂ combustion gases 4

CellaCombustion PK 72/PK 74/PX 17 / PT 117

The devices detect the infrared radiation in a special wavelength range in which the Carbon dioxide of the hot combustion gas has a high optical density. The pyrometer uses this to measure the temperature of the hot gases inside the boiler through the cold gas in the viewing opening and in the area close to the wall. Eingesetzt werden die Pyrometer in gasbeheizten Kesseln und Kleinfeuerungsanlagen (<4 m). Die Sichttiefe ist von der Gastemperatur und der Konzentration des Kohlendioxids des heißen Gases abhängig.

Measuring point hot exhaust gases 5

CellaCombustion PK 73 / PX 18 / PT 118

In order to keep the pollutant emission below the permissible limit values, the minimum temperature of the exhaust gas, after feeding combustion air, must be between 850 – 1100 °C, depending on its composition.

Messstelle Wärmetauscher 6

CellaTemp PK 68

To ensure the efficiency of the heat exchanger of the firing system, the pipes of the heat exchanger are continuously monitored for their temperature. If the temperature exceeds a certain level due to increasing encrustation of the tubes, they must be cleaned. Pyrometers that work according to the two-colour measurement method

are used to measure the temperature. This method provides reliable measured values even under extreme conditions in the boiler with strongly changing particle content. Modern ratio pyrometers also have a function to monitor the reliability of the measurement and soiling of the viewing window.

Measuring point Flue gas cleaning 8

CellaCombustion PK 74

The type PK 74 is used to measure the temperature of colder, carbon dioxide-containing flue gases prior to flue gas cleaning.

Measuring system

Measuring system	Pyrometer	Model	Measuring range	Sighting device	Assembly combination
Firebed 1 7					
PK 51-K001	PK 51 BF 1	stationary*	400 - 1400 °C	-	PK 15-004
PK 51-K003					PK 15-009
PK 68-K009	PK 68 BF 1		550 - 1400 °C		PK 15-009
PX 13-K001	PX 13 AF 1	500 - 1600 °C	Through-the-lens-sighting Video camera	PA 15-007	
PX 13-K002	PX 13 AF 1/C			PA 15-008	
-	PT 113 AF 1	portable	500 - 1600 °C	Through-the-lens-sighting	-
Sooty flames 2					
PK 62-K001	PK 62 BF 1	stationary*	700 - 1700 °C	-	PK 15-004
PK 62-K003					PK 15-009
PX 47-K001	PX 47 AF 1			Through-the-lens-sighting	PA 15-007
PX 47-K002	PX 47 AF 1/C	Video camera	PA 15-008		
-	PT 147 AF 1	portable	Through-the-lens-sighting	-	
Hot combustion gases with large measuring depth 3 5					
PK 73-K001	PK 73 BF 1	stationary*	500 - 2500 °C	-	PK 15-004
PK 73-K003					PK 15-009
PX 18-K001	PX 18 AF 1			Through-the-lens-sighting	PA 15-007
PX 18-K002	PX 18 AF 1/C	Video camera	PA 15-008		
-	PT 118 AF 1	portable	Through-the-lens-sighting	-	
Hot combustion gases with low measurement depth 4					
PK 72-K001	PK 72 BF 1	stationary*	400 - 2000 °C	-	PK 15-004
PK 72-K003					PK 15-009
PX 17-K001	PX 17 AF 1			Through-the-lens-sighting	PA 15-007
PX 17-K002	PX 17 AF 1/C	Video camera	PA 15-008		
PK 74-K003	PK 74 BF 1	stationary*	250 - 1700 °C	-	PK 15-011
-	PT 117 AF 1	portable	400 - 2000 °C	Through-the-lens-sighting	-
Heat exchanger 6					
PK 68-K008	PK 68 BF 1	stationary*	550 - 1400 °C	-	PK 15-009
Colder combustion gases containing carbon dioxide 8					
PK 74-K003	PK 74 BF 1	stationary*	250 - 1700 °C	-	PK 15-011

* The stationary measuring systems include a 5 meter long cable.

Accessories

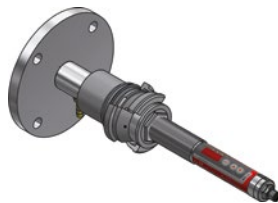
Assembly combination PK 15-004 consisting of:

- Cooling jacket, closed PK 01/C AF1
- Sapphire window PS 15/I AF1
- Bayonet coupling PS 11/N AF4
- Air purge PS 01/A AF2
- Double nipple, conical R1.1/4"
- Flange DN50 G1.1/4"



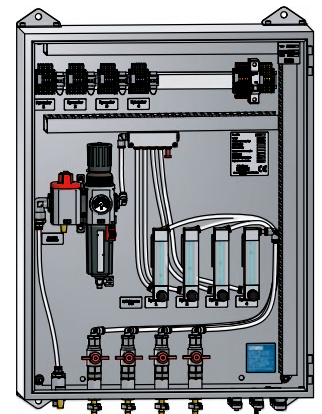
Assembly combination PK 15-009 consisting of:

- Sapphire window PS 15/I AF1
- Bayonet coupling PS 11/N AF5
- Air purge PS 01/A AF1
- Shim Ø 35 mm
- Flange PK 20/F-130



Connecting box VP 20.08 & VP 20.09

- 24 VDC or 240 VAC power supply for up to four pyrometers
- Monitoring and individual adjustment of the purge air volume for up to four pyrometers
- According to IP 65 standard
- Optionally available with sighting window



KELLER

Creating Solutions

infrared
temperature
solutions

ITS



- Headquarters
- Sales and Service Center
- Sales abroad



 **IO-Link**

PROFI
BUS

Keller HCW GmbH
Infrared Temperature Solutions (ITS)
Carl-Keller-Straße 2-10
49479 Ibbenbüren-Laggenbeck
Germany

www.keller.de/its
Tel. +49 (0) 5451 850
Fax +49 (0) 5451 85412
its@keller.de

Sales and Service Center

Frankreich
www.keller.de/its
Tel. +33 (0) 951 453050
its@keller.de

Italien
www.giga-tech.it
Tel. +39 (0) 296489130
contatti@giga-tech.it

Österreich
www.sensotec.at
Tel. +43 313 551 650
office@sensotec.at

Russland
www.ampermetr.com
Tel. +7 343 384 55 45
info@ampermetr.com

Spanien
www.umi.es
Tel. +34 94 446 62 50
comercial@umi.es

China
www.keller-its.cn
Tel. +86 (0) 10 828 679-20
keller@germantech.com.cn

Indien
www.keller-itsindia.com
Tel. +91 (0) 98841 11025
info@keller-itsindia.com

Korea
www.ultratec.co.kr
Tel. +82 (0) 70 8282 5979
ellen@ultratec.co.kr